

SUMMER HOLIDAY HOMEWORK

2025-26

CLASS- 7th

NAME: _____



Summer is messy,
Summer is fun,
Trips to the beach,
In the hot, hot Sun,
Let's give summer,
A big fat cheer!
Summer is the best time of the year.

"Celebrate the magic of summer vacation, where every day holds the promise of adventure and every moment is a memory in the making."

**Dear Parents
Greetings!**

Summer vacation is a time to escape the confines of the classroom and immerse ourselves in the wonders of the world around us. Whether it's exploring exotic destinations, embarking on outdoor adventures, or simply enjoying the freedom of lazy days spent with friends and family, summer vacation is a cherished time filled with possibilities.

Summer Vacation is the time for the children to explore their multitude interest and indulge in various activities and projects which would lead to their all-round development. We have designed the Holiday Homework in such a way that their creative and hidden talents are surfaced and they will also be able to develop skills like relating, thinking, concluding, inferring etc. With a little creativity and an open mind, the possibilities for a fulfilling summer vacation are endless.

As we reflect on the memories made and the experiences shared during our summer adventures, let us carry the spirit of vacation with us into the new school year. Let us approach each day with a sense of curiosity and wonder, eager to learn and grow from the world around us. And let us never forget the joy and freedom that summer vacation brings, reminding us of the endless opportunities that await us each and every day.

So here's to summer vacation – may it be filled with laughter, adventure, and unforgettable memories that will last a lifetime.

Summer parenting can be both rewarding and challenging, as it often involves balancing work, childcare, and making the most of the season's opportunities for fun and relaxation.

Here are some vital suggestions for navigating summer parenting:

- **Create a Schedule:** While summer is a time for relaxation, having a schedule can help maintain consistency and structure for both you and your children. Include time for activities, chores, meals, and downtime.
- **Plan Engaging Activities:** Keep your children active and engaged with a variety of activities such as outdoor sports, yoga, exercise, arts and crafts, nature walks, swimming, and visits to local parks or museums.
- **Encourage Independence:** Use the summer as an opportunity for your children to develop independence and responsibility. Allow them to make choices, take on age-appropriate tasks, and solve problems on their own.
- **Limit Screen Time:** While it's tempting to let children spend hours on electronic devices, set limits on screen time and encourage other forms of entertainment and learning, such as reading, imaginative play, and outdoor exploration.
- **Maintain Learning:** Incorporating learning activities into your child's routine. This can include reading a book, writing practice in the languages, taking dictation, reading dictionary for new words, practicing math skills etc.
- **Model Self-Care:** Show your children the importance of self-care by prioritizing your own well-being. Make time for relaxation, exercise, meditation, hobbies, and spending quality time with family and friends.
- **Communicate Openly:** Keep the lines of communication open with your children, and encourage them to express their feelings, concerns, and ideas. Listen actively, validate their emotions, and work together to find solutions to any challenges that arise.

Smart tips for Homework Assignments:


- Originality of the work will be appreciated.
- Schedule your time for activities so that there is no piling up for the last moment.
- Read the instructions for each subject carefully.
- Holiday Homework is a part of subject enrichment and will be assessed as per the given parameters.
- A beautiful handwriting makes a good impression. Submit your work neatly.
- Parents are requested to only guide their children while doing their assignments.
- Please maintain the quality of work done.
- Present your assignments creatively

Rubrics to assess Holiday Assignments:

Content	Presentation	Relevance	Creativity	Originality	On-time Submission
---------	--------------	-----------	------------	-------------	--------------------

Let us all feel the summer vibes with a poem written by 'Christina Rossetti' ...

SUMMER EMBRACE



In the golden glow of a sun-kissed day,
Summer arrives in its splendid display.
School doors close, and children cheer,
As vacation whispers, "The time is here!"

No more pencils, no more books,
Just endless days with curious looks.
From sandy shores to mountain peaks,
Adventure awaits, with no time to be meek.

Underneath a cerulean sky so vast,
Memories are made, moments that last.
Splashing in rivers, climbing trees,
Chasing fireflies in the evening breeze.

Ice cream cones and lemonade stands,
Footprints left in soft, warm sands.
Picnics in parks, laughter in the air,
Summer vacation, beyond compare.

From dawn till dusk, and into the night,
The world is ours, an endless delight.
With friends by our side, and dreams in our heart,
Summer's embrace, never to depart.

So, let's dance in the sun, and sing with glee,
For summer vacation sets us free.
In this season of joy, let's make our stand,
Embracing the magic of sun-kissed land.



Wishing all of you a very joyful, safe and fun packed summer break.
Happy Holidays!

Best Regards
Mr. Ramesh Bhatia
Principal



ENGLISH

1. Create a vocabulary list: from a chosen book or chapter, with meanings and sentences.
2. Prepare a presentation: on a grammar topic, such as part of speech or sentence structure.
3. Make a display card of A4 size:
 - A. Use A4 size pastel sheet of green, yellow or light blue color.
 - B. Paste the picture of any one of the following authors- Rabindranath Tagore, William Wordsworth, Ruskin Bond, and Edward Lear. Below it provide the following information about the author-
Date of birth
Popular Work
Awards Received
Laminate the card and present it beautifully.
4. Prepare a report on LIFE AND WORKS OF A.P.J. Abdul Kalam. Include the following sub points: -
Introductions
Birth
Parents
Educations
Notable Works.
5. Create your own newspaper. Make a newspaper consisting of four pages. It should have national and international news, sports news, weather news and a few advertisements. It can be done on any paper of your choice. **(Roll No: 1-20)**
6. Read the newspaper every day or watch the evening English news. Then choose a news story that has piqued your interest and do the following: **(Roll No: 20 & above)**
 - A. Write a report on the news story.
 - B. Write a dialogue in which a journalist interviews someone involving the story
 - C. Answer the question like “What could have gone differently?”
7. Paste the picture of any 5 players of IPL Cricket Team in your scrapbook and write about them. Draw the logo of your favorite team also.
8. Express your love for your father on this “Father’s Day “by presenting him a card entitled “ALL ABOUT MY DAD”.
9. Perform an asana daily and make a poster on “International Yoga Day”.
10. Prepare a debate on the topic “Influence of social media on students life.


HINDI

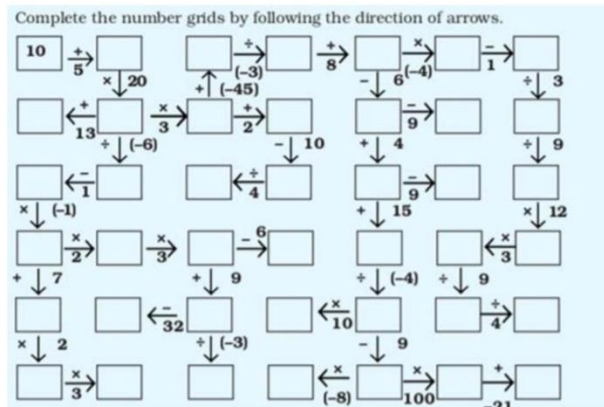
1. किसी वीर सैनिक के बारे में जानकारी प्राप्त कीजिए तथा **A4** साइज शीट पर उनके बारे में लिखें।
2. भारत के ओलंपिक पदक जीतने वाले सभी खिलाड़ियों के चित्र इकट्ठे कर एक स्क्रैपबुक बनाइए।
3. योगा दिवस पर योग करते हुए **5** मिनट का विडियो बनाएं।
4. योग का महत्व विषय पर एक पोस्टर बनाए।
5. पर्यावरण दिवस **5** जून को पौधा लगाते हुए छायाचित्र फोटो भेजें।
6. इंटरनेट की सहायता से वाणी और शिष्टाचार पर एक पीपी टी तैयार कीजिए।
7. हार की जीत कहानी से मिलती-जुलती कोई अन्य कहानी अपनी कल्पना शक्ति के आधार पर लिखिए।

MATH

1. Watch the movie “Ramanujan” On YouTube and write about his contribution in the field of mathematics   also mention the name of theories that he has given to the world of mathematics.
2. Collection the record of money spent by you for at least 15 days and makes a table with proper date and amount spent.

Answer the following question –

- A. Find the total expenditure?
 - B. Find the average of expenditure?
 - C. Draw a bar graph  based on the given data.
3. Solve below puzzle



4. Fractions – “Master Chef Challenge”

Task: Choose a simple recipe and list all ingredients in fractions (e.g., $\frac{1}{2}$ cup sugar, $\frac{3}{4}$ tsp salt).

Double the recipe (multiply fractions). Halve the recipe (divide fractions). Convert all ingredient fractions to decimal.

5. My Dream Room (Geometry + Area & Perimeter)

Draw the layout of your dream bedroom on graph paper. Include furniture like a bed, study table, Bookshelf, etc. Calculate the area and perimeter of each item. Present your total room size using square units.

6. Make a ppt on


- A. Exploring on laws of exponent. (Roll no. -1to13)
- B. Exploring on triangles and properties of triangle. (Roll no- 13to26)
- C. Make a model on rational numbers represent on number line with different colors with different number. (Roll no-26 to 40)

7.

Students are supposed to take two different colored sketch pens, same number of identical balls are to be drawn for one integer as indicated. Perform activity according to the given example. (We know (-) negative symbol means opposite/ change of color)

Example - Let Green colour for +ve integer

Red colour for -ve integer



Show the following in the form of picture of ball

- (i) $(-3) \times 2$
- (ii) $2 \times (-4)$
- (iii) $(-3) \times (-4)$
- (iv) 4×5

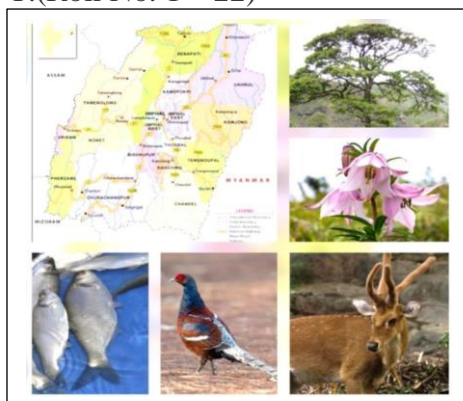
8. Learn table (2 to 20) and square (2 to 35) and cubes (1 to 15).

SOCIAL SCIENCE

1. Prepare a model
 - A. Interior of the earth (Roll No: 1 -9)
 - B. Sources of medical history (Roll No: 10 -18)
 - C. Legislature (Roll No: 19 -27)
 - D. Rock cycle (Roll No: 28 -36)
 - E. Water Cycle (Roll No: 37 -45)
2. Collect information about advertising media and paste picture on A4 Sheet.
3. Compare Ladakh, Cold desert, Sahara, Hot desert with the help of a chart.
4. Draw a poster on World Environment Day.
5. Write a slogan on A4 Sheet for International Yoga Day and paste a picture doing Yoga with family.
6. Prepare a list of different types of Yoga with picture in Scrap book.
7. Make a PPT on Save Earth.

SCIENCE

1. Prepare a project
 - A. Create a three model of “Clinical thermometer” with the help of waste material.(Roll no: 1-15)
 - B. Make a three model of structure of teeth using clay and paste it on a card board.(Roll no: 16-30)
 - C. Build a Solar Oven using a cardboard box, aluminum foil, plastic wrap and black paper. Test it by melting chocolate. (Roll No: 31 -45)
2. Research a create a poster explaining the concept of conduction, convection and radiation with real life example.
3. Prepare a scrap book on for classification of heterotrophic mode of nutrition with example(paste one picture of each).
4. Activity: To show that black object absorbs and radiate heat better than white object. Record your observation in A4 sheet and paste a picture of performing activity.
5. The climate of the entire world is changing dramatically collect information about the climate change of any Two places of world. Prepare innovative PPT.(Roll No: 1 – 22)



OR

- Make a PPT on “Our forest our lifeline”. It should include the importance and utility of forest. (Roll No: 23- 45).
6. Make a chart explaining about 20 elements of periodic table, their chemical symbol also the name of 5 acid, 5 base and salts along with their chemical formula.

First Twenty Elements				
1 H Hydrogen	2 He Helium	3 Li Lithium	4 Be Beryllium	5 B Boron
6 C Carbon	7 N Nitrogen	8 O Oxygen	9 F Fluorine	10 Ne Neon
11 Na Sodium	12 Mg Magnesium	13 Al Aluminum	14 Si Silicon	15 P Phosphorus
16 S Sulfur	17 Cl Chlorine	18 Ar Argon	19 K Potassium	20 Ca Calcium

SANSKRIT

सारा गृह कार्य A4 शीट पर करना है

1. महिनो के नाम



2. संस्कृत में दो श्लोक चित्र सहित लिखिए



3. पुस्तक व पिता में से किसी एक पर शब्द रूप

4. फलों के नाम चित्र सहित

5. पाठ 3 से सदाचार के 5 नियम लिखे।

COMPUTER

Roll no.1 to 20

1. Make robot picture on A4 sheet.
2. Make diagram computer device working diagram draw on A4 sheet.
3. Make shortcut key diagram on A4 size sheet.
4. Write generation of computers.
5. What is the full form of PPT?
6. Write difference between RAM or ROM.
7. What are the features of computer?

Roll no.21 to 45

1. Make window10 diagram imon A4 sheet
2. What is internet?
3. Draw rules of computer lab on A4 size sheet
4. What is difference between file or folder
5. How to transfer the data from one device to another device
6. What are the common computer problems and solutions?
7. How do you shutdown computer safely?

GENERAL KNOWLEDGE

RESEARCH WORK

1. Write the name of 20 different countries and their capital.
2. List the name of a famous Indian festival and write 2-3 lines on them.
3. Write the name of neighboring countries of India and draw/paste currency in your GK notebook.
4. Write the name of 10 famous personalities. Write 3 to 5 lines about them and in the end also write common things in all.

PROJECT WORK

1. Write or paste the name of all prime ministers of India after independence and also write their time period.

WORK FROM BOOK

1. Write the name of 10 useful indoor plants and write their benefits.
2. Write the name of 5 natural wonders of world and write 2 line about it.