

**THEME:- RAJASTHAN & IT'S CULTURE**

**Holiday Home Work**



## Some useful tips for summer vacation

Some dos and don'ts during summer vacation:

### Do's

- ❖ Eat a nutritious diet with plenty of water. Include citrus fruits
- ❖ (orange, lemon, grapefruit) and vegetables which are rich in vitamin C, vitamin D containing foods (cheese, egg yolks) and zinc-containing foods (legumes, lentils, beans, and nuts).
- ❖ Wash your hands frequently, always with soap and water for at least 20 seconds or frequently use alcohol-based hand rub.
- ❖ Wear light cotton clothes.
- ❖ Protect yourself and others.
- ❖ Be a leader in keeping yourself, your school, family and community healthy.
- ❖ Cough and sneeze into a tissue or your elbow and avoid touching your face, eyes, mouth and nose.
- ❖ Share what you learn about preventing disease with your
- ❖ family and friends, especially with younger children.



### Don'ts:

- ❖ Do not share cups, eating utensils, food or drinks with others.
- ❖ Do not have close contacts with a sick person.
- ❖ Do not participate in large gatherings.
- ❖ Do not touch your face, nose and eyes without washing hands.
- ❖ Don't dirty your place of living.
- ❖ Don't have junk food.
- ❖ Don't watch too much TV.
- ❖ Don't waste time being lazy.



Summer Vacation is probably the best time of the year for you all; it's time for loads of fun, though we can't go out but getting pampered to no end and of course bonding with distant cousins can be done virtually.

School is fun too, with learning happening at all times, summer vacation can also be a time for learning with lots of activities around.

Here are a few tasks for you to complete during the vacation. Do remember to complete the given tasks after reading them carefully.

### Some Tips to make this holiday special:

- Have a family dinner every day of the holidays.
- Play board games with your parents and siblings and show them who is the smartest.




Spend some quality time with an elderly person in the family




# WILDLIFE IN RAJASTHAN

EXPLORE THE SPLENDOUR



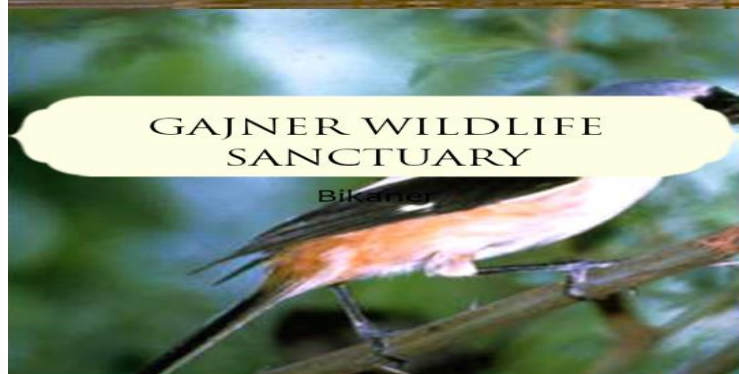
**BAND BARETHA**

Bharatpur




**DESERT NATIONAL  
PARK**

Jaisalmer



**GAJNER WILDLIFE  
SANCTUARY**

Bikaner



**KAILA DEVI  
SANCTUARY**

Karauli



**KEOLADEO GHANA  
NATIONAL PARK**



**MACHIYA SAFARI  
PARK**

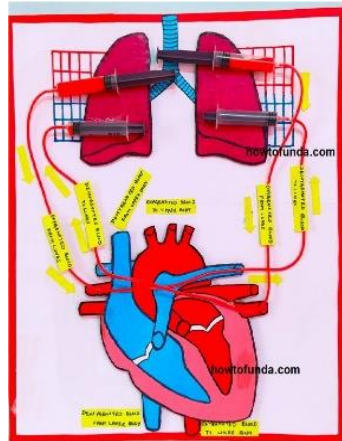
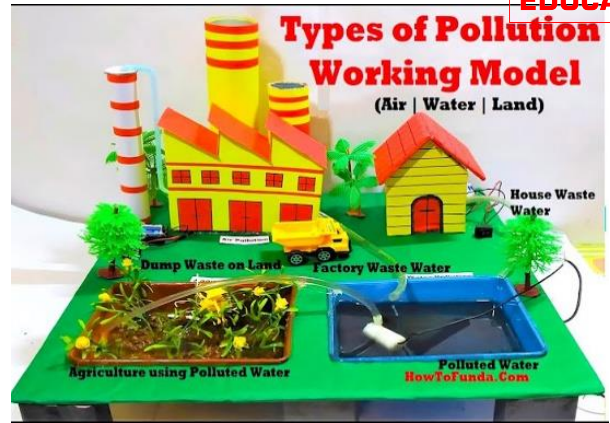
\*Make a list of all the National Park and Wildlife Sanctuaries in Rajasthan on A3 sheet and paste their pictures and write their main features and also mention their district.

\*Mention their area, number of animals living in that.

Most famous and oldest wildlife Sanctuaries.

1. Make a classification of microorganisms with their diagram on A3 size paper
2. Write some common human diseases caused by microorganisms with their mode of transmission and prevention
3. Make a working model on any one topic related to the science. (model of biogas plant, working of the human heart, food adulteration, vermicomposting, major and compare lung capacity, steps of agricultural practices)





## Human Blood Circulatory System Working Model

← **DIY**

4. Collect information and pictures about different agriculture practices
5. Make a poster to create awareness on how plastic can cause harm to the environment.
6. We know that coal and petroleum resources are limited. What will be the energy resources for us when they all get depleted?

## English



- Art integrated project file on English.

Points will be included here .

☆Index

☆Introduction (Rajasthan)

☆ Culture

☆ Traditional costume

☆Music & dance forms

☆ Language

☆ Historical places

☆Food

- English work has to be done in a file creatively. Write about each point and Paste pictures related to the topic . Make a cover page of your file.

## Hindi

- 1.राजस्थान के प्रमुख दुर्गों की तालिका बनाए
- 2.राजस्थान के प्रमुख मेले और त्योहार की सूची बनाइए
- 3.राजस्थान के कोई 5 राजकीय चिन्ह को A4 साइज शीट पर बनाएं

## Social science



# Make a project to show the Difference periods of history with example on A3 size sheet.

# Find out about the different features of our Constitution that we have adopted from the constitution of other countries. Make a project on A3 Size sheet.

# Make a model on the following topic according to roll no wise.

Roll no :- 1 to 15 :- Soil Profile and it's layers.

Roll no :- 16 to 30 :- Different types of soil found in India to represent on Map.

Roll no :- 31 to onwards :- Resources and it's types with example.

# Make a video on the following topic:-

Roll no :-1 to 15 ( Human Rights with example )use pictures.

Roll no :- 16 to 30 ( Natural Resources with example ) use prop

Roll no :- 31 to onwards ( Resources and it's types with example explain it)

1. Draw or paste the map of Rajasthan and fill of districts in map. Do this activity on A4 size sheet.
2. Make a collage on Culture of Rajasthan .
3. Make a list of the famous districts of Rajasthan which is famous for tourism.
4. Mark Luni river, Indira Gandhi Canal and Desert area on Rajasthan map . Do activity on A4 size sheet.

## Maths

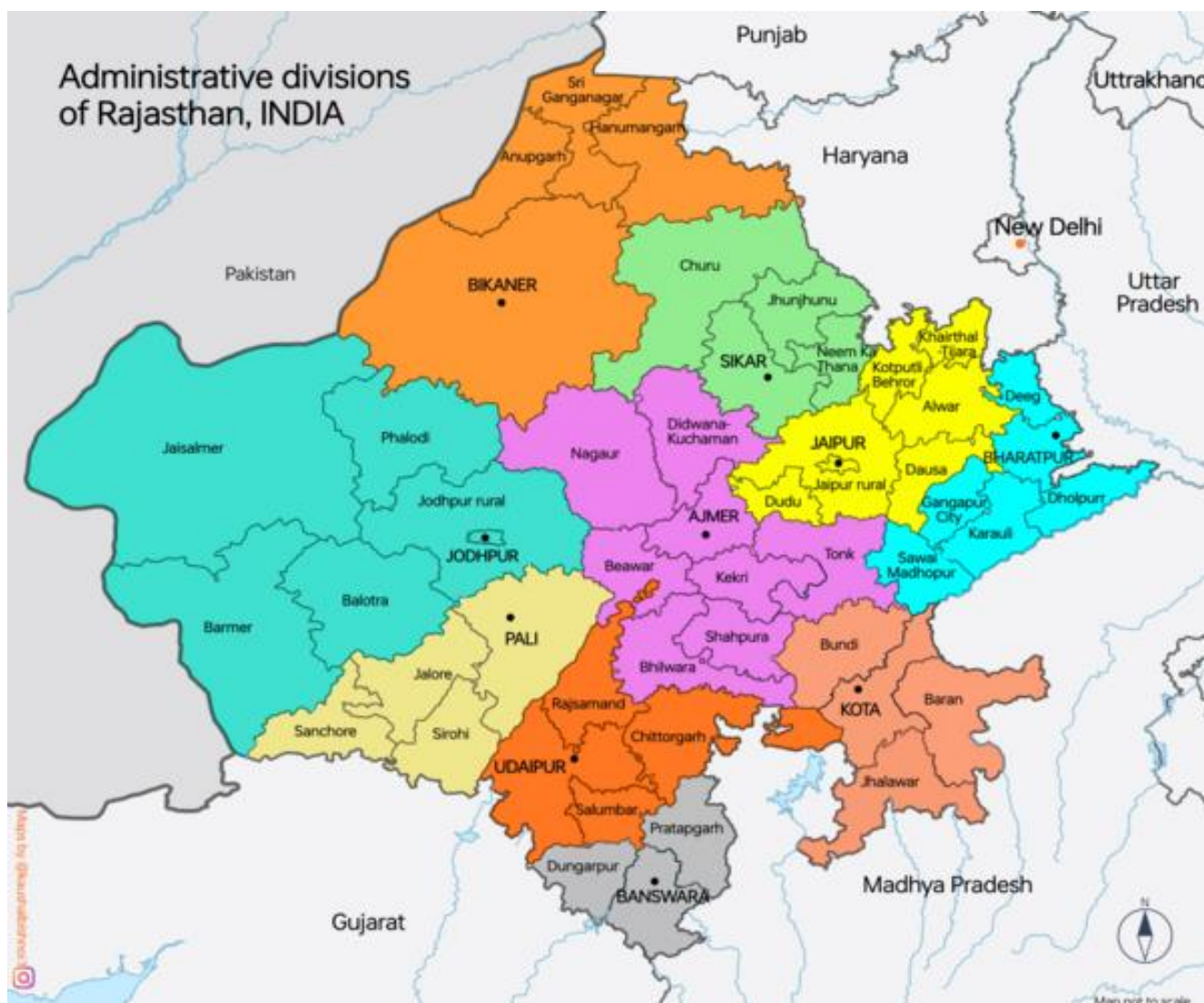
1. Write down any 10 districts of Rajasthan in ascending order accordingly to their area. (In A4 sheet)
2. Write down any 10 districts descending order accordingly to their date of formation. (In A4 sheet)
3. Here is the data of tourists is given.

Comparative Study of Tourists Visiting		
Year	Number of tourists in Nagaland	Number of tourists in Rajasthan
2017	16,500	2,05,00,000
2018	17,500	2,20,00,000
2019	19,000	2,50,00,000
2020	12,000	2,15,00,000
2021	20,000	3,00,00,000
2022	24,000	3,30,00,000

Compare the following data and draw the line graph for both states separately. (In A4 sheet)



5.



(i) Which district of Rajasthan is largest and which one is the smallest according to their area. Find the difference between them.

(ii) Which district is most populated and which one is less . Also find the difference between them.

6. Draw 3-D figures on a chart and write their related formulae (C.S.A, T.S.A. AND VOLUME).

7. Write divisibility rules from 1 to 11 with 2 examples of each. Make a neat and clean chart of it

8. Write information about any 2 famous mathematicians in A4 sheets.

## Computer

Activity 1

Name and draw the four type of computer network. ( make neat and clean diagram of each)

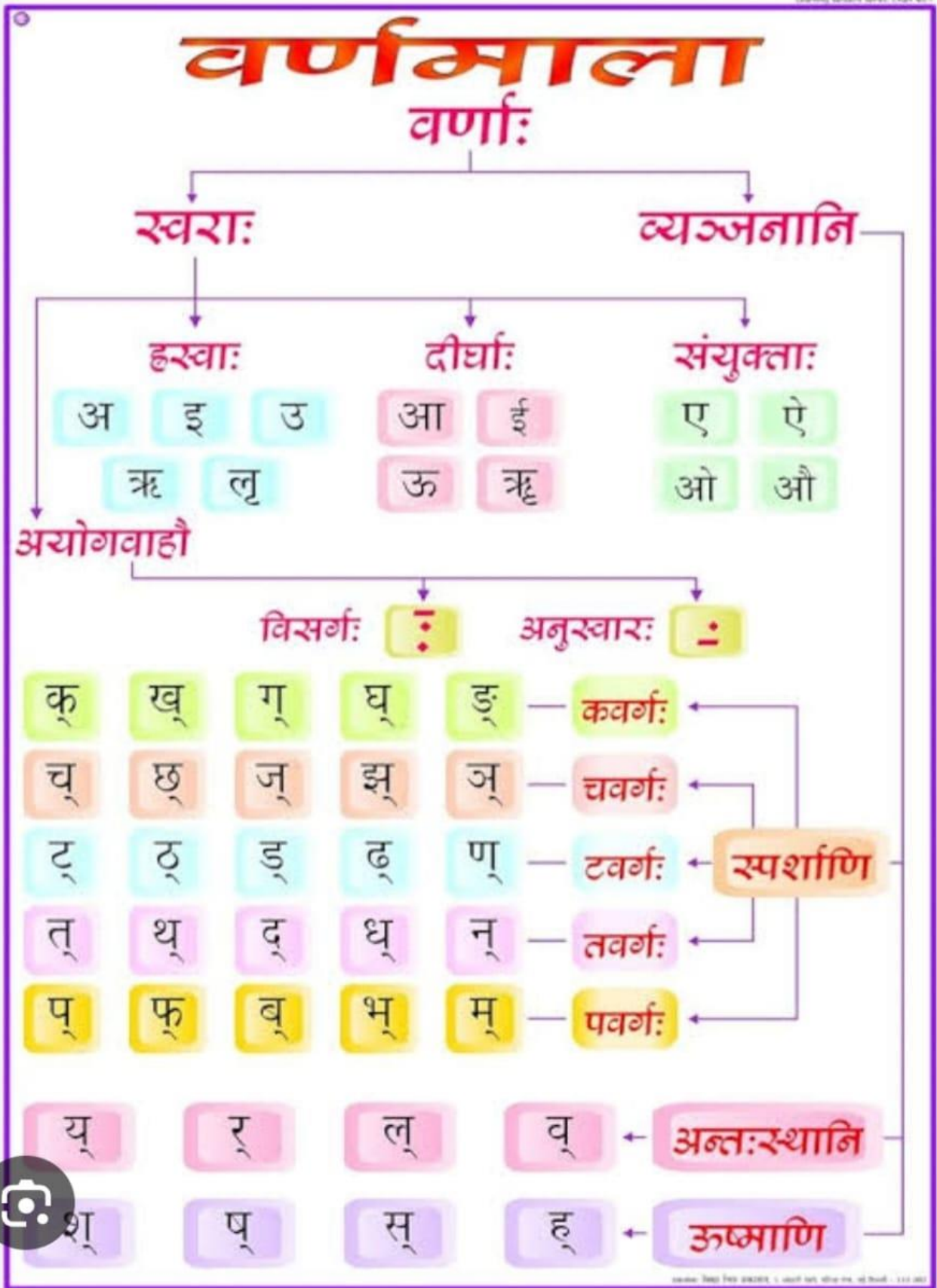
Activity 2

Draw diagram and name the kind of network topology. ( hint: Bus, Star, tree)



## Sanskrit

Make given picture in A4 Size



## Activity Corner

प्रकाशमय कल के लिए

Q 1. To keep you and your family members fit it's important to do yoga daily.

We celebrate YOGA DAY on 21st June on that day all the family members should do yoga and send the pictures and videos to the class teacher on personal Whatsapp

# CALM DOWN YOGA



**I am strong.**  
WARRIOR 2 POSE



**I am kind.**  
TREE POSE



**I am wise.**  
HERO POSE



**I am brave.**  
CHAIR POSE



**I am friendly.**  
DOWNWARD-FACING DOG POSE

2) Surprise your father by making collage with Oak tag paper, poster board, etc

Reference Material: Beads, tassels, figurines, ribbons, pictures, fabric, etc



**\*Submission date for holiday homework is 05<sup>th</sup> July\***